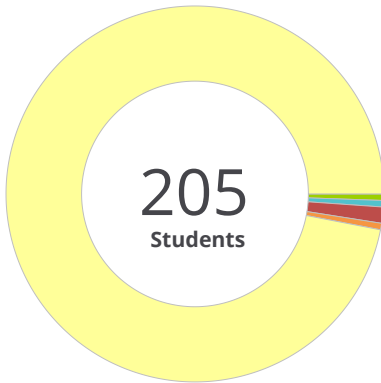


SCHOOL ENROLLMENT



Race/Ethnicity

American Indian/Alaska Native	0.0%
Asian	0.5%
Black/African American	0.5%
Hispanic/Latino	1.5%
Native Hawaiian/Pacific Islander	0.0%
Two or More Races	0.5%
White/Caucasian	97.1%

Additional Services

Economically Disadvantaged	29.8%
English Learners	0.0%
Foster Care	0.0%
Homeless	0.0%
Migrant	0.0%
Military Connected	0.0%
Students with Disabilities	3.4%

Teachers

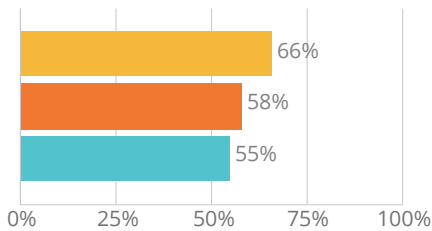
13.06

Administrators

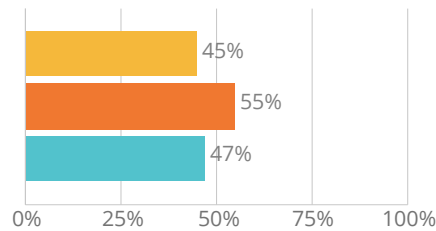
0.50

STUDENT PERFORMANCE

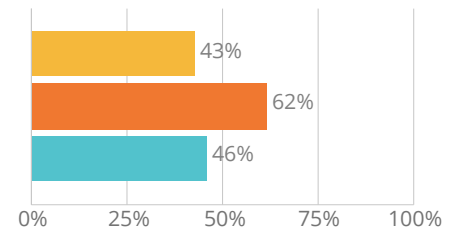
English Language Arts



Mathematics

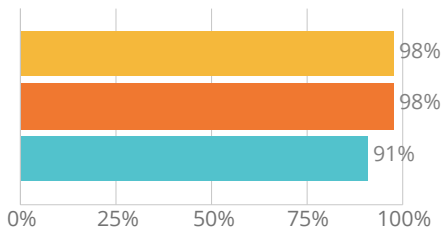


Science

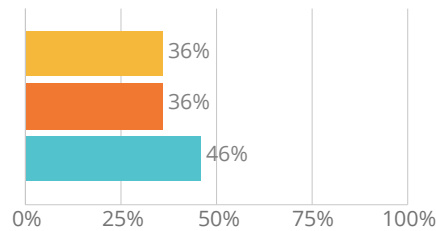


■ School ■ District ■ State

HIGH SCHOOL COMPLETION

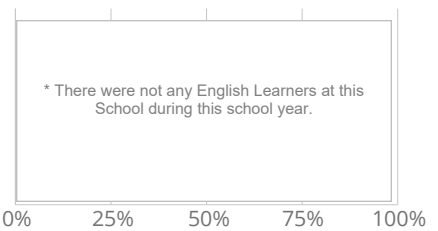


COLLEGE AND CAREER READINESS

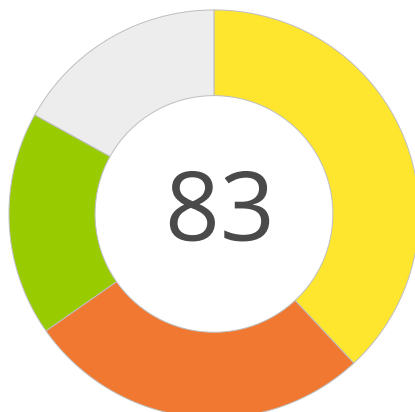


■ School ■ District ■ State


ENGLISH LEARNERS ON TRACK



OVERALL SCORE



Student Performance



High School Completion



College and Career Readiness



English Language Learner Progress

No English Learners at this school.

Overall Score



Chronic Absenteeism Rate

5%